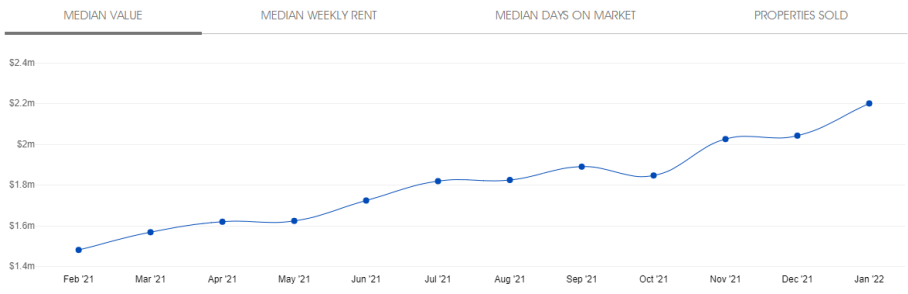


Reed & Co.

ESTATE AGENTS

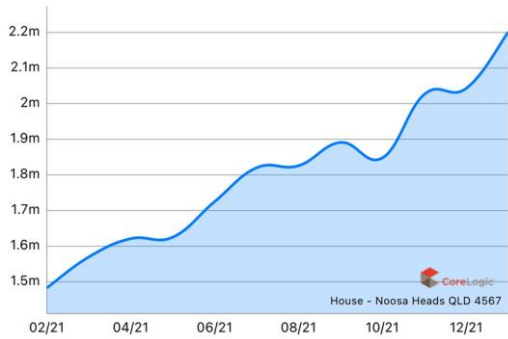
Relevant Sales
11 Lunar Crescent
Noosa Heads

Market Value | Current Trends

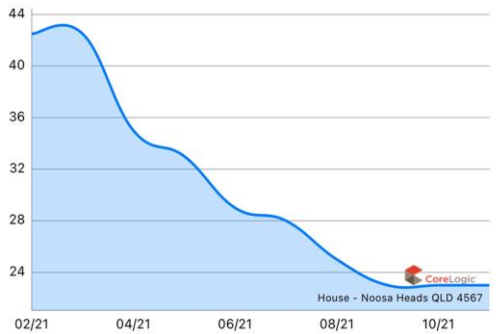


Noosa Heads Median Value for houses in the last: 12 MONTHS | MAX

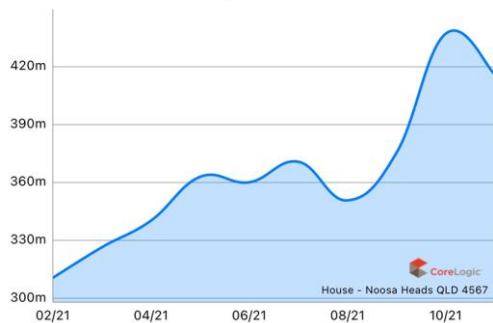
Median Value
02/21 - 01/22



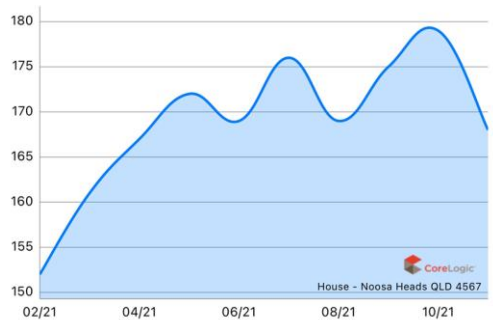
Median Days on Market
02/21 - 11/21



Total Value of Sales
02/21 - 11/21



Number of Sales
02/21 - 11/21



Relevant Sales | Noosaville



4 Lunar Crescent | Noosa Heads
2 Bed | 2 Bath | 2 Car
Sold 30/07/2021 | \$1,475,000



42 Wyona Drive | Noosa Heads
4 Bed | 2 Bath | 2 Car
Sold 16/07/2021 | \$1,840,000



6 Tangmere Court | Noosa Heads
4 Bed | 2 Bath | 2 Car
Sold 16/06/2021 | \$1,850,000



2 Allambi Terrace | Noosa Heads
3 Bed | 2 Bath | 2 Car
Sold 30/08/2021 | \$1,905,000



7 Toulambi Street | Noosa Heads
4 Bed | 3 Bath | 2 Car
Sold 09/09/2021 | \$1,875,000



16 Elanora Terrace | Noosa Heads
3 Bed | 2 Bath | 2 Car
Sold 18/09/2021 | \$1,910,000

